
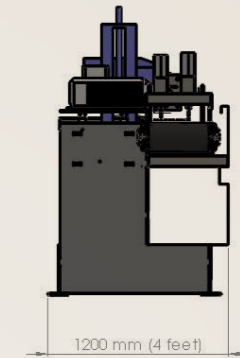
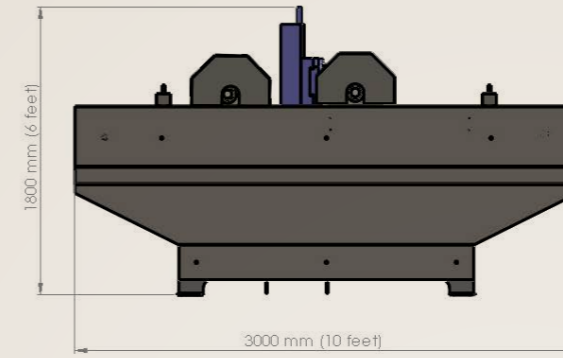


Brick-CornerPro

A versatile low budget saw

- Two rows of bricks can be cut at the same time or one row when cutting corners with an optional horizontal blade.
- Due to independent blade units, 2 blades can be placed behind each other for step cutting very hard bricks at a very efficient speed.
- One blade can be tilted for miter cutting



Brick-CornerPro Technical specifications	Imperial	Metric
Blade # 1	10HP/15HP	10HP/15HP
Blade diameter	12"-16"	300mm-400mm
Blade # 2	10HP/15HP	10HP/15HP
Blade diameter	12"-20"	300mm-500mm
Blade # 3 (corner)	25HP/30HP	25HP/30HP
Blade diameter	28"	700mm
Required power (10Hp models)	80amps 3 phase, 480 V	80amps 3 phase, 480 V
Arbor diameter	1.97"	50mm
*For all blades		
Conveyor width	14"	350mm
Variable conveyor speed	0 - 10 ft/min	0 - 3 meter/min
Variable speed drive	1200-2,500 RPM	1200-2,500 RPM
Blade #1 and blade #2		
Variable speed drive blade #3	1200 - 2500	1500 RPM
Basic amp control		
Machine construction	Galvanized	Galvanized
Blade cover	Stainless steel	Stainless steel
Water consumption	7 galon/min - per blade	7 galon/min - per blade
Total weight approximately	3,300 lbs	1.5 MT

