
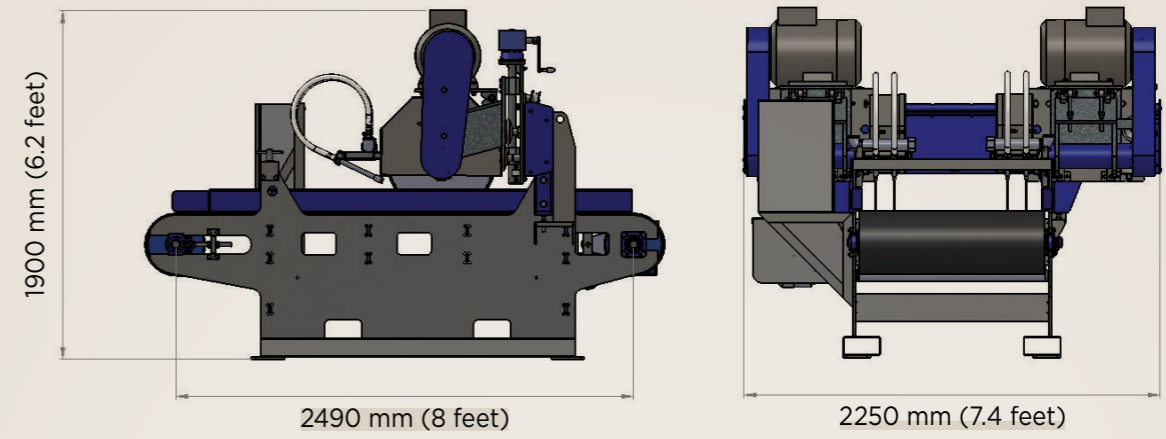



400XL-CornerPro

Cutting Flats & Corners Simultaneously!



400XL-CornerPro Technical specifications	Imperial	Metric
Two arbor driven motors	30 HP	30 HP
Required power	135amps, 3 phase, 480 V	135amps, 3 phase, 400 V
Arbor diameter	3.15"	80 mm
Max cutting depth	6"	150 mm
Blade diameter	14" - 20"	350 mm - 500 mm
Standard spindle RPM	800	800
*Subject to customer request		
Possible blades per spindle	2	2
Corner blade motor	30 HP	30 HP
Corner blade diameter	32" - 36"	800 mm - 900mm
Corner blade arbor	2.36"	60mm
Corner blade rpm	900 - 2,200	900 - 2,200
Variable conveyor speed	1 - 8 ft/min	0 - 2.4 meter/minute
Basic amp control		
Machine body	Galvanized	Galvanized
Blade cover	Stainless steel	Stainless steel
Water consumption	7 gallon/min - per blade	27 liter/min - per blade
Total weight approximately	8,800 lbs	4 MT

